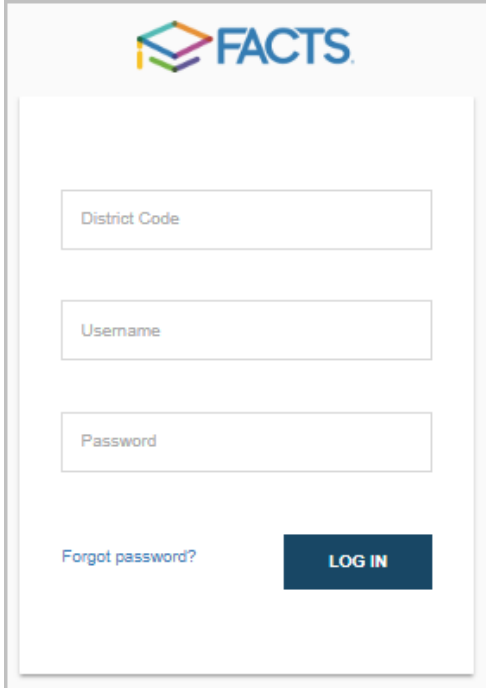


Student Access to Learning Management

Logging In

1. Navigate to **lms.renweb.com** in your internet browser.

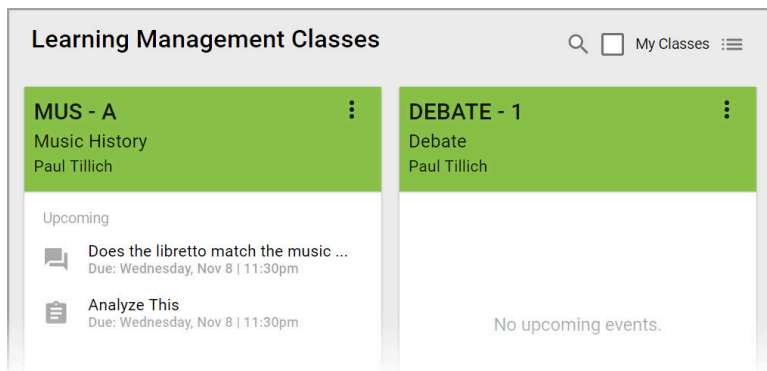


2. Enter your login credentials, the same credentials that you received in the email from the school.

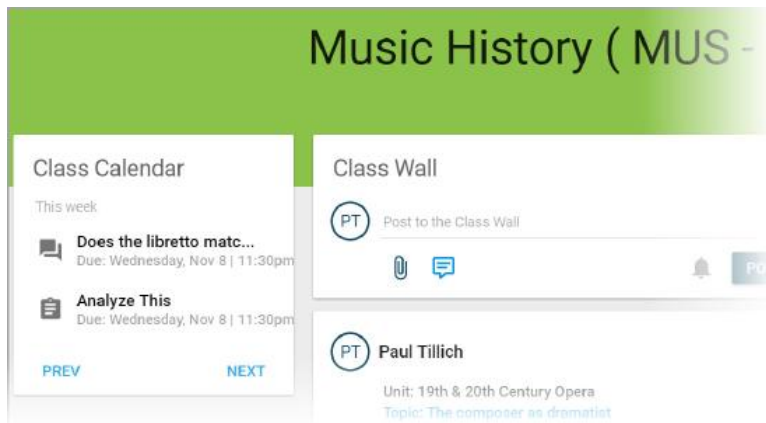
District Code: SE-GA

3. Click **LOGIN**.

The **Learning Management Classes** screen displays.



- Select a class to access the class wall.

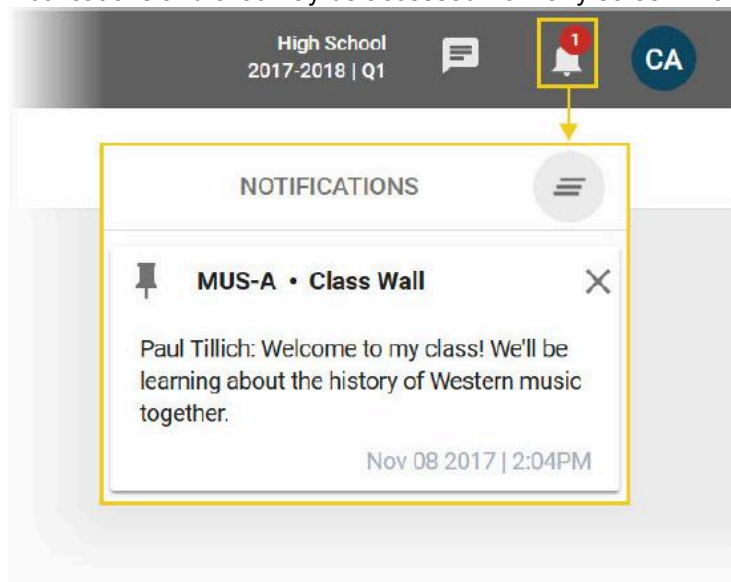




- Click  and select **Calendar** to see upcoming class work.

Sun	Mon	Tue
31	1	2
	Quiz 4.1	Assignment 1 Turandot Characters

Notifications and Chat

Notifications and chat may be accessed from any screen in the LMS.



- Click  to display the notification list. You will receive notifications regarding school work and posts/comments.
- Click  to display the chat list. You may chat with your teacher(s). This feature may not be enabled for your classes.